

*Piano Puzzle*

for one or two piano players on one piano

**Alexis Porfiriadis**

**2021**

*Piano Puzzle* is an open form composition for one or two piano players on one piano, consisting of 33 pages.

### Solo Performance

Player may use any amount of the given material. Player may play the chosen pages in any sequence. Pages should not be repeated. Player should answer the questions given on each page prior to the rehearsal/performance. Minimum duration of a version of *Piano Puzzle* is 6 minutes.

### Performance by two players

Players should collectively agree on the total duration of their version. Performers should use ONE copy of the score to prepare their version. The distribution of the material should be the product of collective decisions during the rehearsals and it should not be decided by one single person. Do not distribute the pages in random. Performers should consider very carefully the structure of their version because most of the pages have actions which are using different piano registers. This means that the action of one player could be a hurdle for the action of the second player. Players may play the chosen pages in any sequence. Pages should not be repeated. Players should individually answer the questions given on each page prior to the rehearsal/performance. Minimum duration of a version of *Piano Puzzle* is 6 minutes

*Piano Puzzle* can be performed by a late intermediate piano student, as well as by a professional piano player.

high  
middle register  
low



Performers should be aware of the silences between notes and decide, depending on the spacing, how long their silences will be



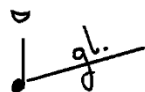
Cluster (if not indicated, use white, black or any combination of white and black keys)



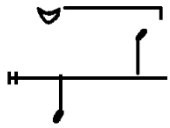
Pizzicato on a string, using the nail



Glissando on the keys



Nail glissando on the strings, following the given direction



Nail to be used for the whole passage



Keys to be used for the whole passage



Play on the keys, mute the string using your finger (let overtones to be heard)



Play on the keys, mute the string using your palm (no overtones, percussion effect)



Using the nails of more than one finger to perform a tremolo-cluster



Tremolo between two notes on the keys



Hitting the strings with the palm on the given register (use the pedal to sustain tones)


Gl. or gliss.


Glissando

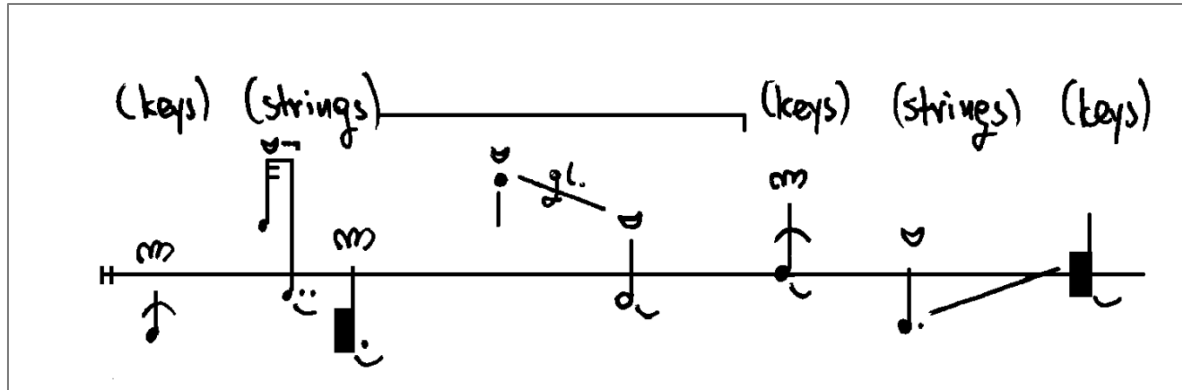


Laissez vibrer

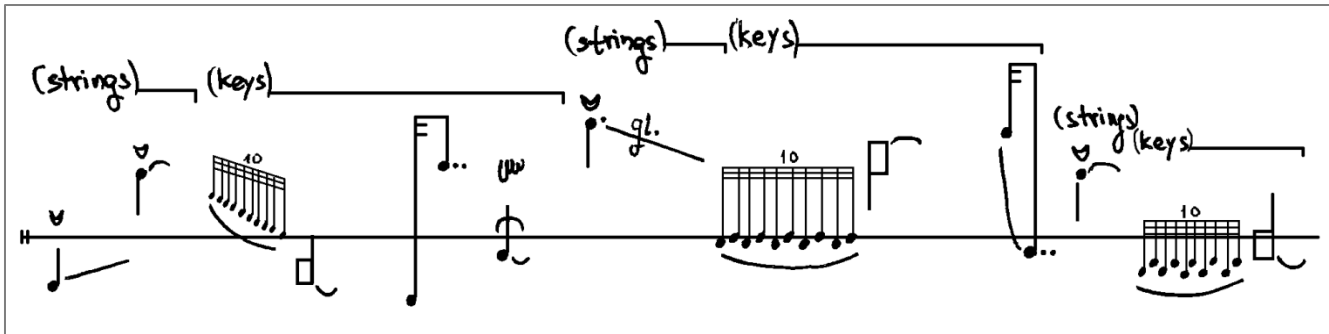
When performing pages in which one may use the keys, the strings or any combination of them, performers have to consider the necessary changes of the symbols on the score.

If for example a performer decides to play a cluster on the strings then s/he should follow the instructions of the  Symbol.

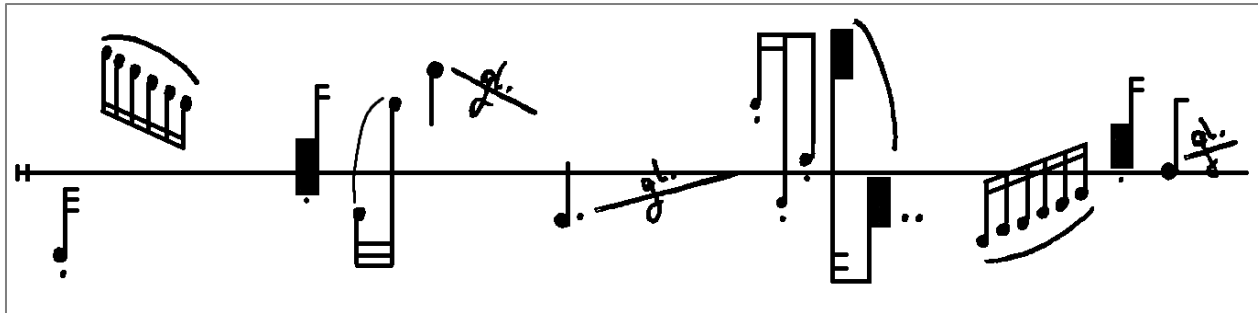
Or if a performer is going to play a glissando on the strings, then s/he should follow the instructions of the  Symbol



- How fast should I play this phrase?
- Which dynamic(s) should I use?

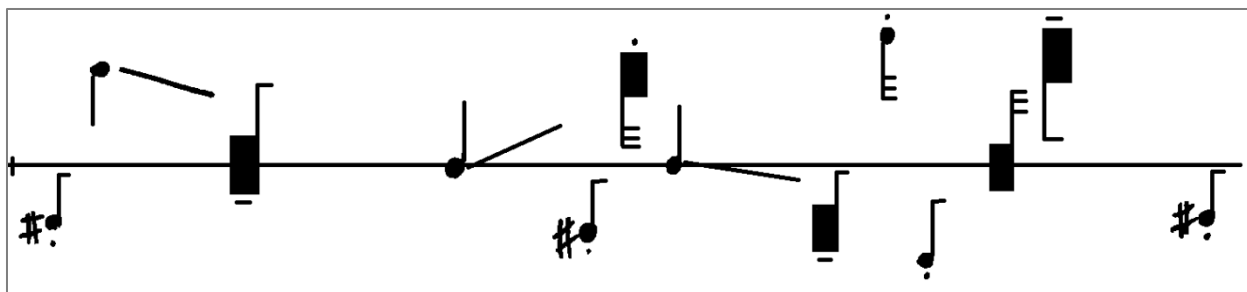


- How fast should I play this phrase?
- Which dynamics should I use?

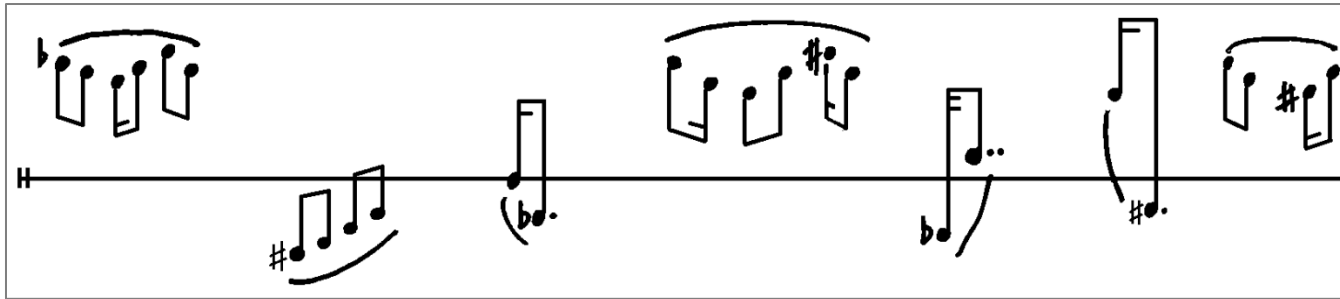


- Should I play this phrase on the keys, on the strings or using a combination of both?
  - How fast should I play this phrase?
  - Which dynamic(s) should I use?

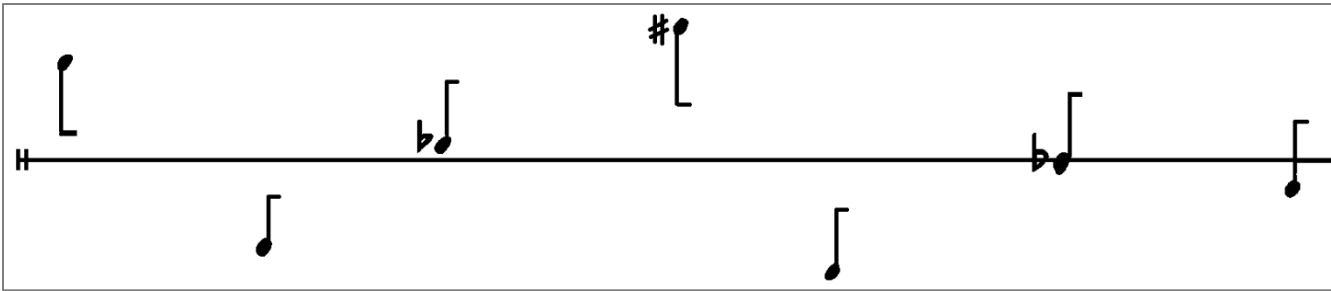




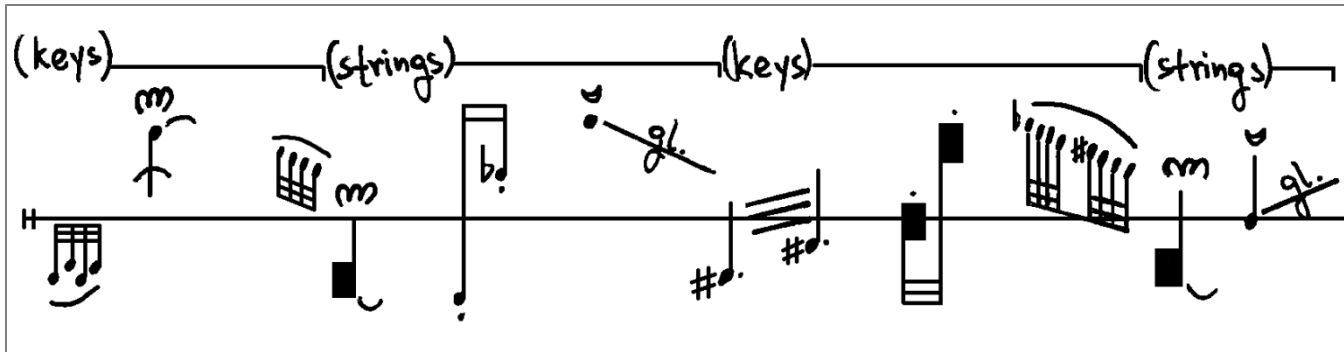
- Should I play this phrase on the keys, on the strings or using a combination of both?
  - How fast should I play this phrase?
  - Which dynamic(s) should I use?



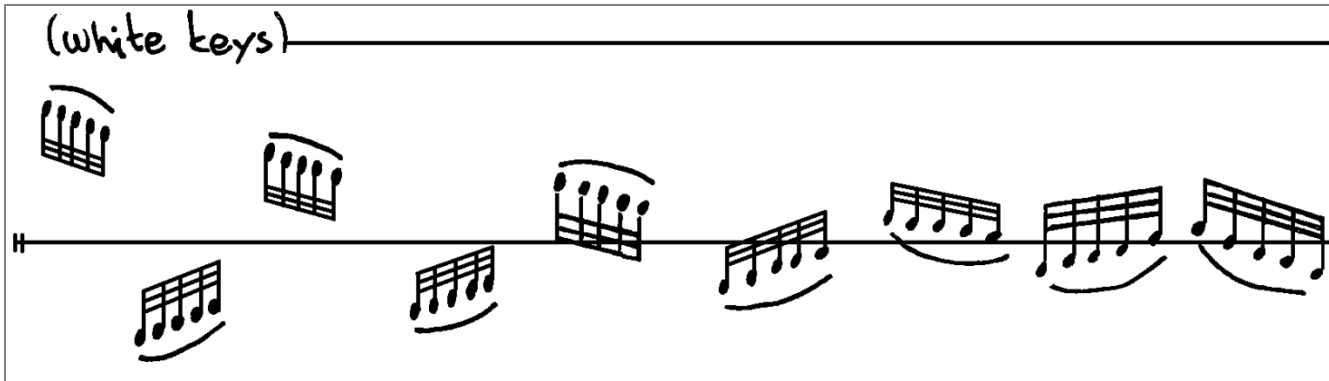
- Should I play this phrase on the keys, on the strings or using a combination of both?
  - How fast should I play this phrase?
  - Which dynamic(s) should I use?
- Should I play these notes staccato, legato or using a combination of both?



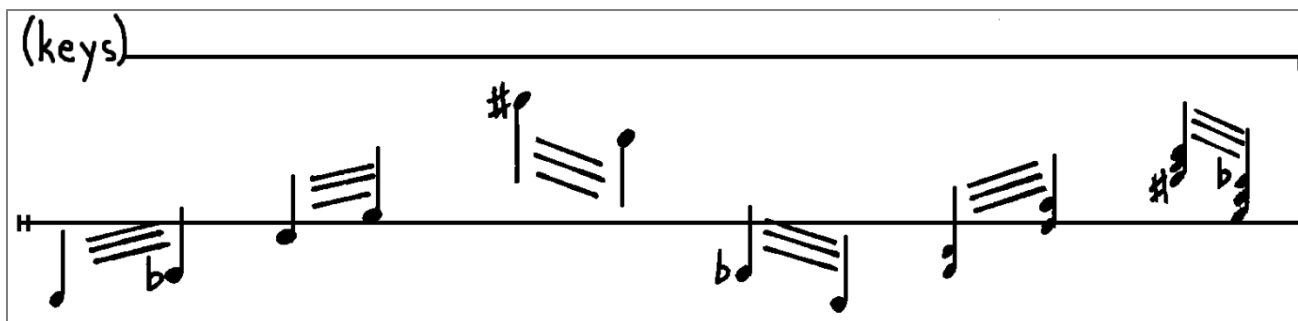
- Should I play this phrase on the keys, on the strings or using a combination of both?
  - How fast should I play this phrase?
  - Which dynamic(s) should I use?



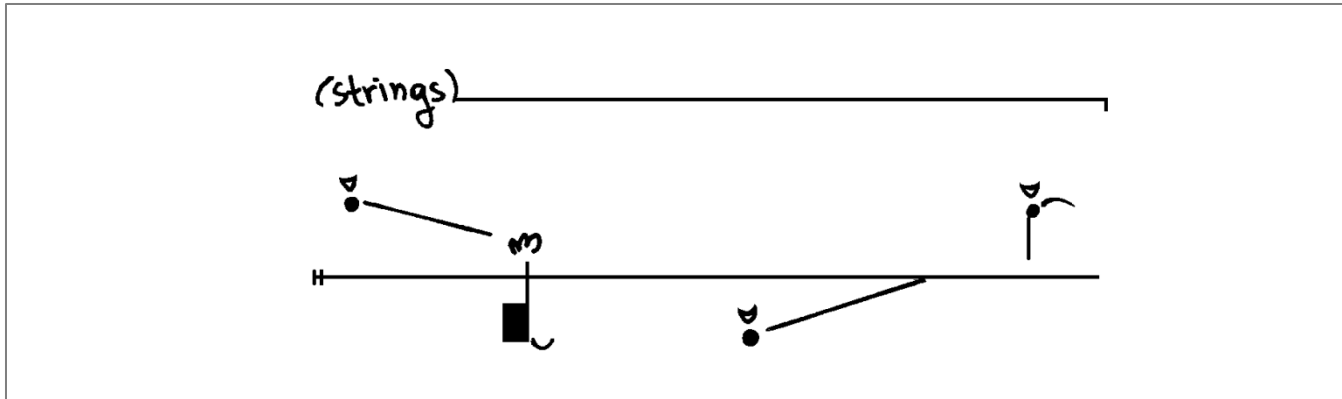
- How fast should I play this phrase?
- Which dynamic(s) should I use?



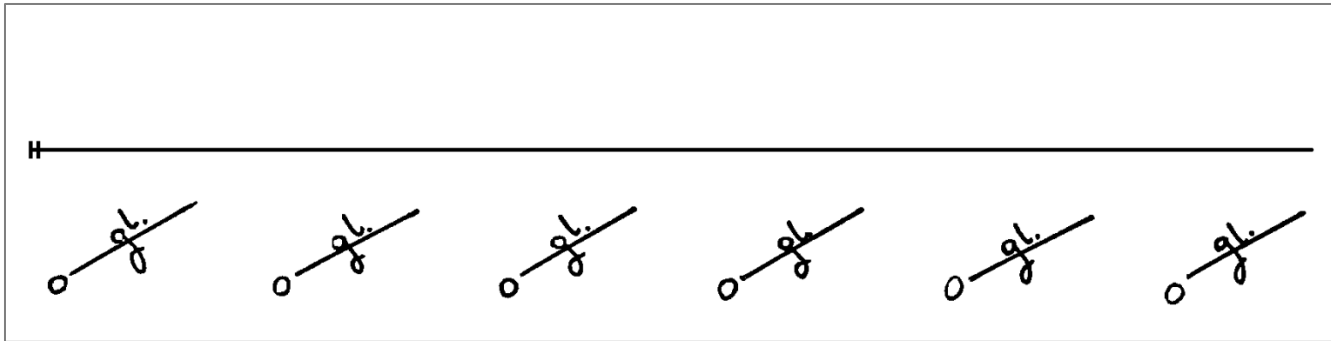
- How fast should I play this phrase?
- Which dynamic(s) should I use?



- How fast should I play this phrase?
- Which dynamic(s) should I use?



- How fast should I play this phrase?
- Which dynamic(s) should I use?



- Should I play this phrase on the keys, on the strings or using a combination of both?
  - How fast should I play this phrase?
  - Which dynamic(s) should I use?



Slow

(strings) (keys)

(strings)

(keys)

p.

p.

m

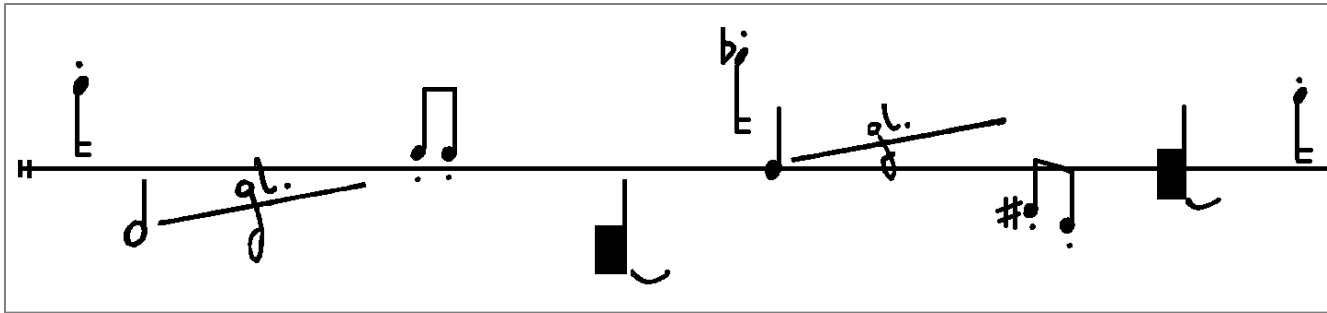
p.

p.

p.

p.

- Which dynamic(s) should I use?



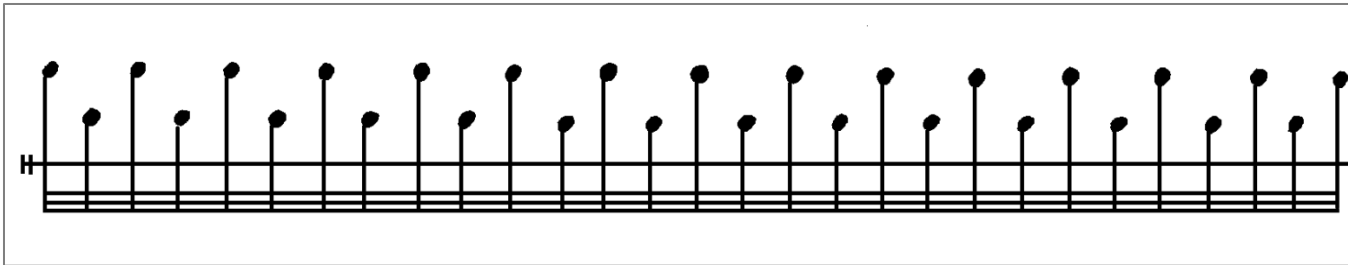
- Should I play this phrase on the keys, on the strings or using a combination of both?
  - How fast should I play this phrase?
  - Which dynamic(s) should I use?

A handwritten musical phrase on a single staff. The notation consists of a dotted quarter note, an eighth note, a quarter note, a quarter note, an eighth note, and a dotted quarter note. Above the staff, the word "(keys)" is written with a horizontal line extending from the first note to the end of the phrase. Below the staff, the dynamic marking "m" is written with a horizontal line extending from the first note to the end of the phrase. The phrase is enclosed in a rectangular box.

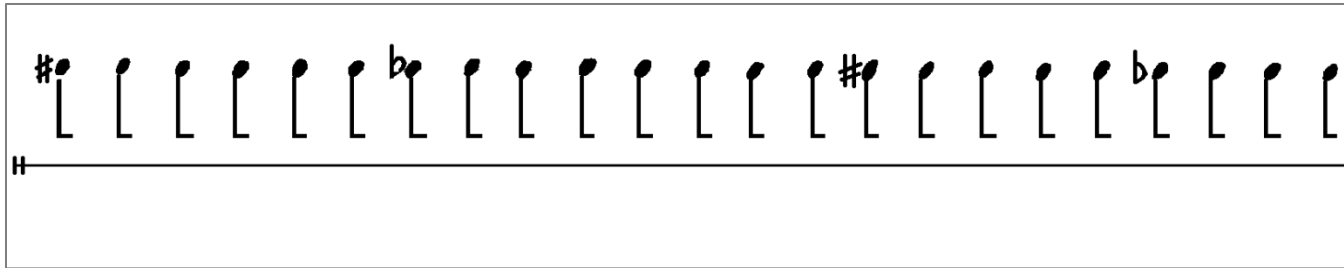
- How fast should I play this phrase?
- Which dynamic(s) should I use?
- How many times should I repeat the phrase?




- Should I play this phrase on the keys, on the strings or using a combination of both?
  - How fast should I play this phrase?
  - Which dynamic(s) should I use?
- How many times should I repeat this phrase?




- Should I play this phrase on the keys, on the strings or using a combination of both?
  - How fast should I play this phrase?
  - Which dynamic(s) should I use?
- Should I play this phrase staccato or legato?



- Should I play this phrase on the keys, on the strings or using a combination of both?
  - How fast should I play this phrase?
  - Which dynamic(s) should I use?
- Should I play these quavers staccato or with a legato feeling?

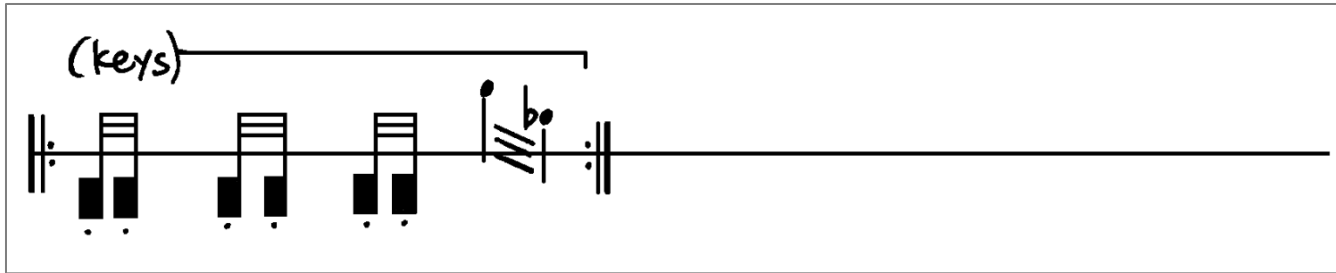


- Should I play this phrase on the keys, on the strings or using a combination of both?
  - How fast should I play this phrase?
  - Which dynamic(s) should I use?




- How fast should I play this phrase?
- Which dynamic(s) should I use?
- How many times should I repeat this phrase?






- How fast should I play this phrase?
- Which dynamic(s) should I use?
- How many times should I repeat this phrase?



- How fast should I play this phrase?
- Which dynamic(s) should I use?
- How many times should I repeat this phrase?




- How fast should I play this phrase?
- Which dynamic(s) should I use?
- How many times should I repeat this phrase?



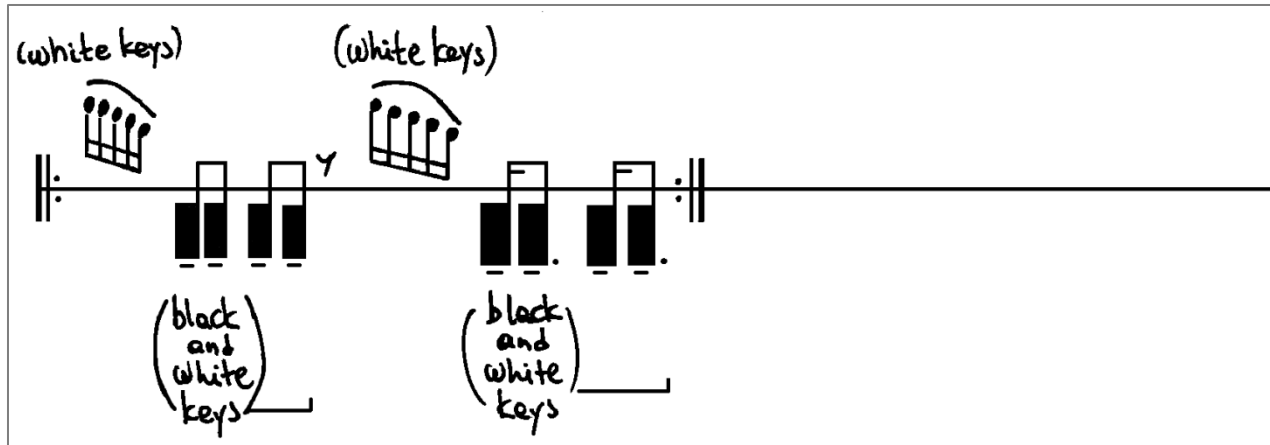
- Should I play this phrase on the keys, on the strings or using a combination of both?
  - How fast should I play this phrase?
  - Which dynamic(s) should I use?
- How many times should I repeat this phrase?

A handwritten musical score on a single staff. The notation begins with a repeat sign (two vertical lines with dots). The first note is a quarter note. The second note is a quarter note with a handwritten 'p' above it. The third note is a quarter note with a handwritten 'm' above it. The fourth, fifth, sixth, and seventh notes are quarter notes, each with a slur above it. The eighth note is a quarter note with a repeat sign. Above the staff, the word '(keys)' is written in parentheses. A horizontal line with a bracket underneath spans from the first note to the eighth note. Another horizontal line with a bracket underneath spans from the second note to the eighth note.

- How fast should I play this phrase?
- Which dynamic(s) should I use?
- How many times should I repeat this phrase?



- Should I play this phrase on the keys, on the strings or using a combination of both?
  - How fast should I play this phrase?
  - Which dynamic(s) should I use?
- How many times should I repeat this phrase?




- How fast should I play this phrase?
- Which dynamic(s) should I use?
- How many times should I repeat this phrase?

The image shows a handwritten musical score on a single staff. The notation is as follows:


- At the beginning, there are two repeat signs (double vertical lines with dots).
- The first measure contains a quarter note with a sharp sign (#) below it, followed by a beamed eighth note with a sharp sign (#) below it, and another beamed eighth note with a sharp sign (#) below it. Above the first two notes is a bracket with the handwritten word "(keys)" above it and the dynamic marking "mf" below it.
- The second measure contains a half note with a sharp sign (#) below it. Above this note is a slur with the handwritten word "(string)" above it.
- The phrase ends with a repeat sign (double vertical lines with dots).
- Following the repeat sign is a long horizontal line that extends across the rest of the staff.

- How fast should I play this phrase?
- Which dynamic(s) should I use?
- How many times should I repeat this phrase?







- Should I play this phrase on the keys, on the strings or using a combination of both?
  - How fast should I play this phrase?
  - How many times should I repeat this phrase?




- How fast should I play this phrase?
- Which dynamic(s) should I use?
- How many times should I repeat this phrase?




- How fast should I play this phrase?
- Which dynamic(s) should I use?
- How many times should I repeat this phrase?



- How fast should I play this phrase?
- Which dynamic(s) should I use?
- How many times should I repeat this phrase?



- Should I play this phrase on the keys, on the strings or using a combination of both?
  - How fast should I play this phrase?
  - Which dynamic(s) should I use?
- How many times should I repeat this phrase?



- Should I play this phrase on the keys, on the strings or using a combination of both?
  - How fast should I play this phrase?
  - Which dynamic(s) should I use?
- How many times should I repeat this phrase?